

# Double Blind Marking

- made painless (???)

<http://moodle.bath.ac.uk/course/view.php?id=54452>

Download from Here

The screenshot displays a Moodle course page for an assessment. At the top, the assessment is titled "Assessment 1: Introduction and Motivation (10%)". Below the title, there is a list of activities. The activity "Introduction and Motivation" is highlighted with an orange oval and has a blue arrow pointing to it from the "Download from Here" box. The activity is a file upload type, indicated by a document icon. Below the activity name, the submission deadline is "SUBMIT BY SUNDAY 8 FEB 17:00". The instructions state: "Please submit here, giving your name in the filename eg Yu\_Introduction.pdf". Below the instructions, there are two sections for marking: "SUPERVISORS ENTER MARKS HERE" and "ASSESSORS ENTER MARKS HERE". At the bottom right, there is a button to "Add an activity or resource".

Assessment 1: Introduction and Motivation (10%)

Managing your supervisor

Introduction and Motivation

SUBMIT BY SUNDAY 8 FEB 17:00

Please submit here, giving your name in the filename eg  
Yu\_Introduction.pdf

SUPERVISORS ENTER MARKS  
HERE

ASSESSORS ENTER MARKS HERE

+ Add an activity or resource

DO NOT PUT MARKS IN HERE

**Assessment 1: Introduction and Motivation (10%)**

Managing your superv... Edit

**Introduction and Motivation** Edit

SUBMIT BY SUNDAY 6 FEB 17:00

Please submit here, giving your name in the filename eg  
Yu\_Introduction.pdf

SUPERVISORS ENTER MARKS HERE Edit

ASSESSORS ENTER MARKS HERE Edit

+ Add an activity or resource

Put Marks in Here (supervisors)

**Assessment 1: Introduction and Motivation (10%)**

Managing your supervisor

Introduction and Motivation

SUBMIT BY SUNDAY 8 FEB 17:00

Please submit here, giving your name in the filename eg  
Yu\_Introduction.pdf

**SUPERVISORS ENTER MARKS  
HERE**

ASSESSORS ENTER MARKS HERE

+ Add an activity or resource

Put Marks in Here (assessors)

**Assessment 1: Introduction and Motivation (10%)**

Managing your supervisor [Edit](#)

Introduction and Motivation [Edit](#)

SUBMIT BY SUNDAY 8 FEB 17:00

Please submit here, giving your name in the filename eg  
Yu\_Introduction.pdf

SUPERVISORS ENTER MARKS HERE [Edit](#)

**ASSESSORS ENTER MARKS HERE** [Edit](#)

[+ Add an activity or resource](#)

Find your student and click this  
to grade

Select	User picture	First name / Surname	Email address	Status	Marker	Grade	Edit
<input type="checkbox"/>		Gengwit Wattakawigran	gw435@bath.ac.uk	No submission		-	
<input type="checkbox"/>		Tian Zhao	tz372@bath.ac.uk	No submission			
<input type="checkbox"/>		Wentao Yu	wy319@bath.ac.uk	No submission		-	
<input type="checkbox"/>		Gang Shi	gs579@bath.ac.uk	No submission		-	

Use simple 'clickable' rubric to mark

Grade: Rubric for Introduction & Motivation (PP1)

Motivation for the project is well justified and compelling	Nothing written on motivation <i>0 points</i>	Some attempt at motivation but unsatisfactory <i>5 points</i>	Some attempt (borderline pass) <i>8 points</i>	Satisfactory motivation; clear what motivation is but not well evidenced <i>10 points</i>	Good motivation, well justified <i>12 points</i>	Excellent motivation, properly justified and convincing <i>15 points</i>	Superb motivation compelling <i>18 points</i>
Enough relevant context is introduced for a non expert to understand the project	Nothing written on context <i>0 points</i>	Some attempt to introduce context but unsatisfactory <i>5 points</i>	Some attempt (borderline pass) <i>8 points</i>	Satisfactory context; clearly explained but little evidence of research <i>10 points</i>	Good context, some research done <i>12 points</i>	Excellent context with good supporting data <i>15 points</i>	Superb context - compelling writing <i>18 points</i>
The project focus is crisply defined and plausible	Nothing written on focus <i>0 points</i>	Focus very unclear <i>5 points</i>	Focus is discernible <i>8 points</i>	Satisfactorily explained focus <i>10 points</i>	Focus is clear and concise <i>12 points</i>	Focus is crisply defined, plausible <i>15 points</i>	Focus is compelling <i>18 points</i>
Good quality references are used to back up any assertions made	No references <i>0 points</i>	Virtually no and/or poor quality references <i>5 points</i>	Some references used, just about sufficient <i>8 points</i>	Satisfactory references are used <i>10 points</i>	Good use of references <i>12 points</i>	Excellent references, well judged, relevant and applied well <i>15 points</i>	Superb use of references building a compelling case <i>18 points</i>
Quality of the report:	Nothing written	Poor quality	Satisfactory report	Reasonable report	Good report	Excellent report	Superb report

Please don't forget to add feedback comments

## Feedback comments

Paragraph **B** *I* [List] [List] [Link] [Link] [Link] [Image] [Smiley] [Table]

This is a well motivated introduction, though it would have been better to use referenced market data to strengthen your case. The context is a little unclear to someone not already well versed in this areas. The focus is clear but could have been sharper. There is little said on how you might go about tackling this project. Only a few references, but of high quality. Well written and presented. |

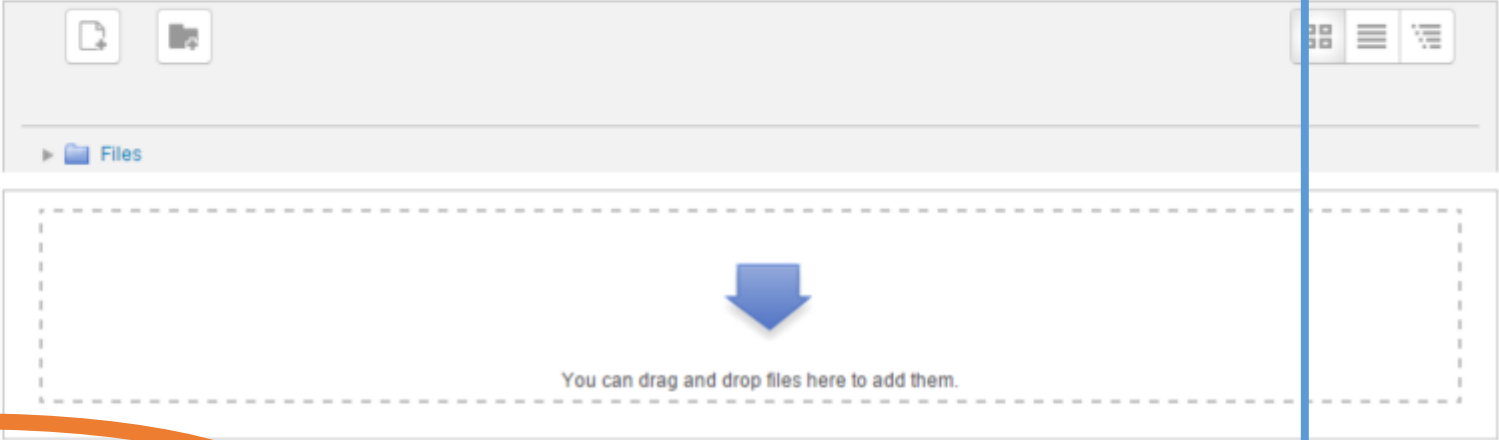
Path: p



DO NOT NOTIFY STUDENTS!  
(change checkbox to say 'no')

Feedback files

Maximum size for new files: 50MB



The interface shows a file upload area with a dashed border. Inside the dashed border, there is a blue arrow pointing downwards and the text "You can drag and drop files here to add them." Above the dashed border, there is a header bar with a folder icon and the text "Files". To the right of the header bar, there are three icons: a grid, a list, and a trash can.

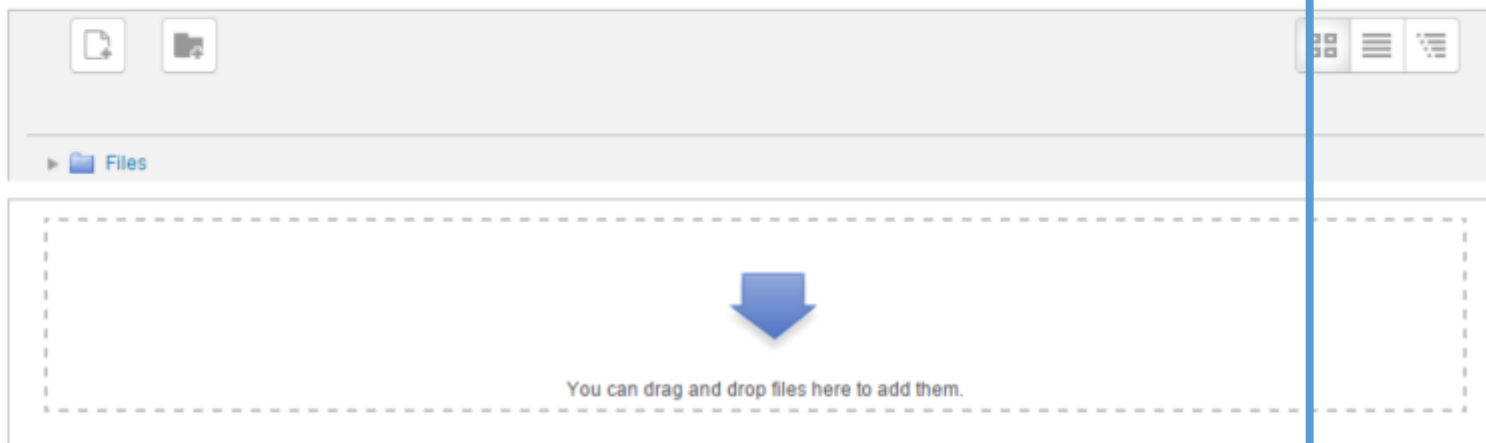
Notify students  No

Save changes Save and show next Cancel

SAVE CHANGES

## Feedback files

Maximum size for new files: 50MB



A file upload interface with a toolbar at the top containing icons for file selection and upload. Below the toolbar is a breadcrumb path showing 'Files'. The main area is a large dashed rectangle with a blue arrow pointing downwards in the center, and the text 'You can drag and drop files here to add them.' below it.

Notify students

Save changes

Save and show next

Cancel

# Another Approach

Download from Here  
(Supervisors)



### Assessment 3: Research Plan (10%)



ME50316 Project PLanning Lecture

Edit ▾



Planning a research presentation

Edit ▾



Research Record Keeping

Edit ▾



**PROJECT PLAN - PLEASE SUBMIT TWICE, once for your supervisor and once for your assessor**

Edit ▾



Project Plan - for SUPERVISORS

Edit ▾

Please submit one version here AND one version below



Project Plan - for ASSESSORS

Edit ▾

Please submit one version here AND one version above.

+ Add an activity or resource

Download from Here  
(Assessors)



### Assessment 3: Research Plan (10%)



ME50316 Project PLanning Lecture

Edit ▾



Planning a research presentation

Edit ▾



Research Record Keeping

Edit ▾



**PROJECT PLAN - PLEASE SUBMIT TWICE, once for your supervisor and once for your assessor**

Edit ▾



Project Plan - for SUPERVISORS

Edit ▾

Please submit one version here AND one version below



Project Plan - for ASSESSORS

Edit ▾

Please submit one version here AND one version above.

+ Add an activity or resource

Find your student and click this  
to grade

Select	User picture	First name / Surname	Email address	Status	Marker	Grade	Edit
<input type="checkbox"/>		Gengwit Wattakawigran	gw435@bath.ac.uk	No submission		-	
<input type="checkbox"/>		Tian Zhao	tz372@bath.ac.uk	No submission			
<input type="checkbox"/>		Wentao Yu	wy319@bath.ac.uk	No submission		-	
<input type="checkbox"/>		Gang Shi	gs579@bath.ac.uk	No submission		-	










## Use simple 'clickable' rubric to mark

**Grade:**

<b>Summary of the research with motivation</b>	Perfect <i>20 points</i>	Exceptional <i>17 points</i>	Excellent <i>15 points</i>	Good <i>13 points</i>	Satisfactory <i>11 points</i>	Adequate <i>9 points</i>	Inadequate <i>6 points</i>
<b>Aims and SMART objectives</b>	Perfect <i>20 points</i>	Exceptional <i>17 points</i>	Excellent <i>15 points</i>	Good <i>13 points</i>	Satisfactory <i>11 points</i>	Adequate <i>9 points</i>	Inadequate <i>6 points</i>
<b>Milestones and deliverables: well defined; appropriate; inter-related.</b>	Perfect <i>20 points</i>	Exceptional <i>17 points</i>	Excellent <i>15 points</i>	Good <i>13 points</i>	Satisfactory <i>11 points</i>	Adequate <i>9 points</i>	Inadequate <i>6 points</i>
<b>Timeline for project activities</b>	Perfect <i>20 points</i>	Exceptional <i>17 points</i>	Excellent <i>15 points</i>	Good <i>13 points</i>	Satisfactory <i>11 points</i>	Adequate <i>9 points</i>	Inadequate <i>6 points</i>
<b>Quality of the report</b>	Perfect <i>20 points</i>	Exceptional <i>17 points</i>	Excellent <i>15 points</i>	Good <i>13 points</i>	Satisfactory <i>11 points</i>	Adequate <i>9 points</i>	Inadequate <i>6 points</i>

Please don't forget to add feedback comments

## Feedback comments

 Paragraph ▼ **B** *I*        

This is a well motivated introduction, though it would have been better to use referenced market data to strengthen your case. The context is a little unclear to someone not already well versed in this areas. The focus is clear but could have been sharper. There is little said on how you might go about tackling this project. Only a few references, but of high quality. Well written and presented. |

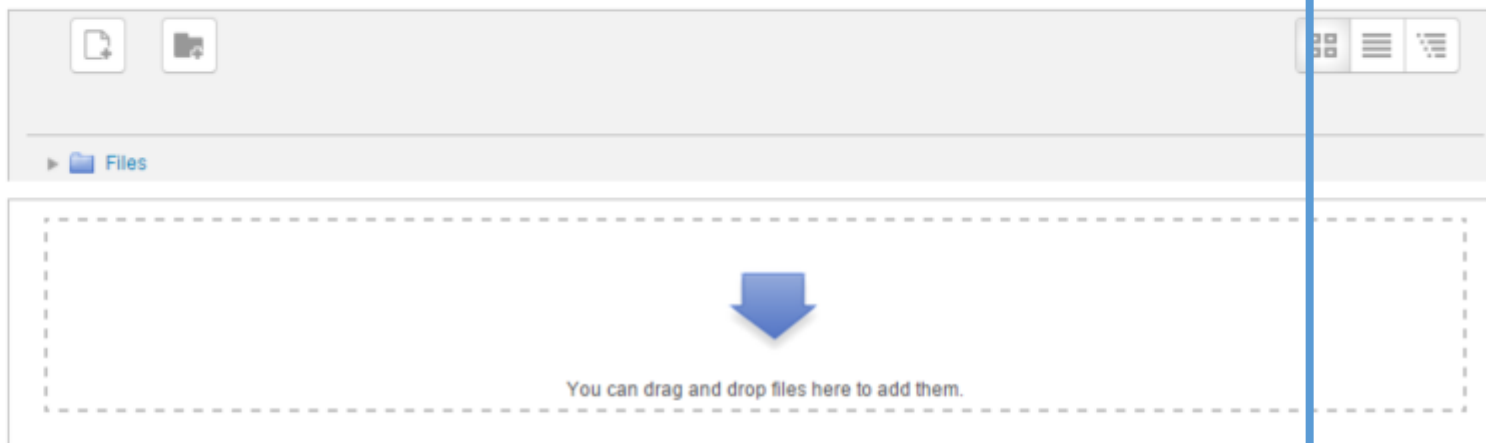
Path: p



SAVE CHANGES

## Feedback files

Maximum size for new files: 50MB



The interface shows a file upload area with a dashed border and a blue arrow pointing down. Above the area are icons for file selection and a folder icon labeled 'Files'. Below the area is the text 'You can drag and drop files here to add them.'

Notify students

Save changes

Save and show next

Cancel