

## Program of Works for Removal of Orange mobile phone equipment from NORWOOD HOUSE 19<sup>th</sup> –

21<sup>st</sup> August

### Friday 19<sup>th</sup> August

- Our contractor's electrician will attend from approximately 9am to meet your onsite electrician to disconnect the Orange electric supply and make safe before works commences on site.
- Preparation works will begin on the rooftop for breaking up the Orange equipment, ready for the crane lift on the Sunday

### Saturday 20<sup>th</sup> August

- Crane will arrive on site from 8am and set up as per the photos (1 and 2). From this moment forward the road will need to be barriered off from traffic. This includes access going underneath the walkway.
- Barriers will be put out on the road to ensure no vehicles will enter the work zone. Barriers will also be set up on the area round the entrance to the Student Union Building, as per photos (3 and 4). This is to ensure that no one enters the 'dropzone' when the crane lifts are underway.
- Shrubs and steel post will be removed in the set up area for the crane
- While crane is set up continuation of the preparation works ready for the lifts with the crane
- Crane will take approximately 2-3 hours to set up, due to needing a smaller crane to rig the larger one.
- Once crane is set up lifts will begin to be undertaken of the Orange equipment from the rooftop
- Lifting will continue to late afternoon
- Crane will be secured on site over night

### Sunday 21<sup>st</sup> August

- Completion of the crane lifts on the Sunday, ensuring that the 'dropzone' continues to be cleared
- Once all lifting is completed the 'making good' will begin on the rooftop. This will involve covering and sealing the plinths, to ensure water tightness
- Once all works are completed barriers will be removed and crane will leave site, and access to the road and to the front of the Student Union building will be reopened
- Shrubs and steel pole removed for the crane will be reinstated
- Works will be completed by PM on the Sunday, with all barrier and plant removed from site





### Equipment to be removed







- Shrouding round the Orange grillage, and the supporting steel works
- Orange cabinets, including radio cards
- Orange resting steel beams and grillage
- Orange cable tray and blocks on rooftop
- Orange feeder cables
- Free standing Orange antenna poles on rooftop. In total 3 No. Orange antennas removed

- Orange antenna pole on plant top rooftop, leaving bracket in to ensure water tight

Welfare Facilities

- On site we will use there vans for break, and use toilet facilities at the University

	
<p>1 Road section to be closed off for the duration of the works with the crane</p>	<p>2 There will be no access to the underground facility for both days, as crane will be blocking it off. This will be barriered off</p>
	
<p>3 Area by the Student Union building to be barriered off for the duration of the lifting operations</p>	<p>4 Area by the Student Union building to be barriered off for the duration of the lifting operations</p>

	
<p>5 Orange cables and cable tray to be removed from rooftop</p>	<p>6 Orange shrouding round the cabinets to be removed, along with its contents</p>
	
<p>7 Free standing Orange antenna pole with cable tray to be removed from rooftop</p>	<p>8 Orange antenna pole to be removal, with antennas, fixing to the shrouding to remain, to ensure it is water tight</p>
	
<p>9 Example of the plinth to be sealed over and made water tight on site</p>	<p>10 Area to clear for one of the cranes outrigger to be positioned</p>